


Incoming 1st Grade

Summer Packet



Dear Parents,

We are excited that your child will be returning to Amber Charter School in the fall. As you know, research studies have shown students who do not read during the summer regress and tend to fall behind. Please be sure your child reads daily.

The summer assignments are:

- _____ Writing Activity
- _____ Non Fiction Reading
- _____ Fiction Reading
- _____ 2 Math Word Problems
- _____ Math Fluency
- _____ Time & Money Worksheet
- _____ Symmetry Creature using shapes

To help prepare for the next year, your child can:

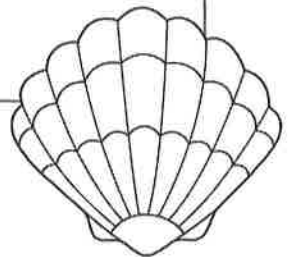


- Read for 20 minutes every day
- Practice writing complete sentences using punctuation
- Identify in stories the setting, problem, solution and important characters
- Practice counting by 2's, 5's, 10's and backwards by 1's
- Practice adding and subtracting up to 20
- Recognizing coins and understanding their value.

Please remember to use Reading Eggs over the summer.

Have a great summer!

My Summer Break


What did you do over the summer break?



Read the passage. Then answer each question.

APPLES

Do you like apples? Apples can be red, yellow, or green. Each color tastes different. They are fruit. You can make apples into treats.



Apples grow on trees. They finish growing in the fall. Then you can pick them to eat. When you pick an apple, you twist it and then pull it off the tree.

There are 5 parts of an apple. The outside is the skin. The inside is the flesh. There are seeds inside of the apple. The stem is on top. Some apples have leaves by the stem. What else do you know about apples?

Answer each question:

1. When do apples finish growing?
2. What is the this passage about?
3. How many parts does an apple have?
4. What is something you wonder about apples after reading this passage?

Read the passage. Then answer each question.

A VISIT TO THE WATER PARK

There is a new water park in town. We go there on the first day of summer.

It has pools and water slides. There are sprinklers too. The slides are scary at first. After the first ride, we love the water slides.

The sprinklers are cool on hot days. One of the pools makes its own waves. All the kids try to surf the waves. It is really fun.

The water park can be very crowded. There are many kids and adults, but they do not allow pets.

We really like the ice cream at the snack bar. They also sell pop and donuts.

We all love the new water park.

Answer the Questions:

1. What is new in town?
2. What is scary at first?
3. What is cool on a hot day?
4. What do they love at the snack bar?



Math Word Problems

1. Max baked 7 cupcakes.
Tim baked 5 cupcakes.
How many cupcakes did they bake in all?

_____ Cupcakes

2. Amy has 8 pencils.
She gave 3 away to her friend.
How many pencils does Amy have left?

_____ Pencils

Math Fluency

$$\begin{array}{r} 6 \\ +3 \\ \hline \end{array}$$

$$\begin{array}{r} 6 \\ -3 \\ \hline \end{array}$$

$$\begin{array}{r} 5 \\ +2 \\ \hline \end{array}$$

$$\begin{array}{r} 7 \\ +1 \\ \hline \end{array}$$

$$\begin{array}{r} 8 \\ -3 \\ \hline \end{array}$$

$$\begin{array}{r} 4 \\ +4 \\ \hline \end{array}$$

$$\begin{array}{r} 9 \\ +1 \\ \hline \end{array}$$

$$\begin{array}{r} 3 \\ +3 \\ \hline \end{array}$$

$$\begin{array}{r} 4 \\ -3 \\ \hline \end{array}$$

$$\begin{array}{r} 6 \\ -2 \\ \hline \end{array}$$

$$\begin{array}{r} 9 \\ -5 \\ \hline \end{array}$$

$$\begin{array}{r} 7 \\ -7 \\ \hline \end{array}$$

$$\begin{array}{r} 5 \\ +6 \\ \hline \end{array}$$

$$\begin{array}{r} 7 \\ -2 \\ \hline \end{array}$$

$$\begin{array}{r} 7 \\ -5 \\ \hline \end{array}$$

$$\begin{array}{r} 4 \\ +5 \\ \hline \end{array}$$

$$\begin{array}{r} 9 \\ -6 \\ \hline \end{array}$$

$$\begin{array}{r} 8 \\ +2 \\ \hline \end{array}$$

$$\begin{array}{r} 11 \\ +3 \\ \hline \end{array}$$

$$\begin{array}{r} 10 \\ -10 \\ \hline \end{array}$$



$$\begin{array}{r} 12 \\ +2 \\ \hline \end{array}$$



$$\begin{array}{r} 16 \\ +3 \\ \hline \end{array}$$




$$\begin{array}{r} 13 \\ -3 \\ \hline \end{array}$$




$$\begin{array}{r} 9 \\ -1 \\ \hline \end{array}$$





Money

 +  = _____

 +  = _____

 +  +  = _____


 +  +  = _____

 +  +  +  = _____

What time is it?



_____ : _____



_____ : _____



_____ : _____

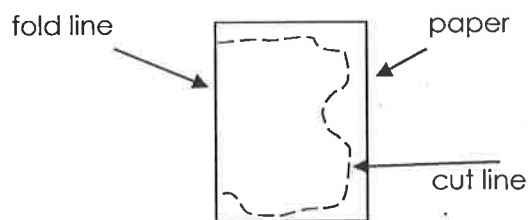
Symmetry Creatures

For this assignment you are going to fold and cut out symmetrical shapes to create a symmetrical creature.

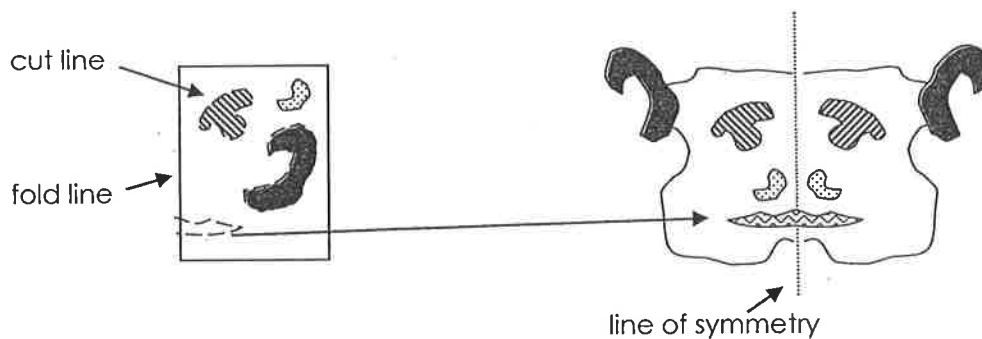
Materials needed: Colored Paper, Scissors, Glue

Instructions:

1. Fold a piece of construction paper in half. Cut an interesting shape staying close to the edge of the paper. Open the paper. This will be the face.



2. Take another piece of construction paper and fold it in half. Cut out another interesting shape but this time, make it smaller. You will now have two identical shapes. Glue each shape in exactly the same place on both sides of the face. Be sure to flip ONE of the cutouts over before glueing. If the creature has a stripe on one side of the line of symmetry, there must be a stripe on the other side of the line, too.



3. Repeat these steps until you have created a symmetry creature! Yikes!